

65" PELHAM ACRYLIC FREESTANDING TUB

Cat. No.
ATOVN65LIG-XX



L: 66"
W: 31"
H: 23"

Water depth: 17-1/4" to top of tub
Water depth: 14" to overflow
Overflow hole diameter: 3" X 1/2"
Center drain to back of rim: 12"
Sitting area: 17"

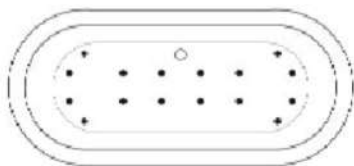
The following is recommended for
ATOVN65L tubs:

- Freestanding filler: part #7932,7952 or 7918
(Does not need bath supplies)



For easier installation we
recommend use of 5598-ITD
Easy Install Rough In Kit

Gallon Capacity: 46
Shipping Weight: 230 lbs.
Empty Weight: 120 lbs.
Filled Weight: 504 lbs.



(Air jet configuration if system is added,
more info on page 2.)

Features:

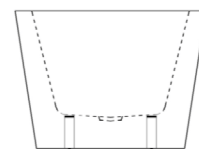
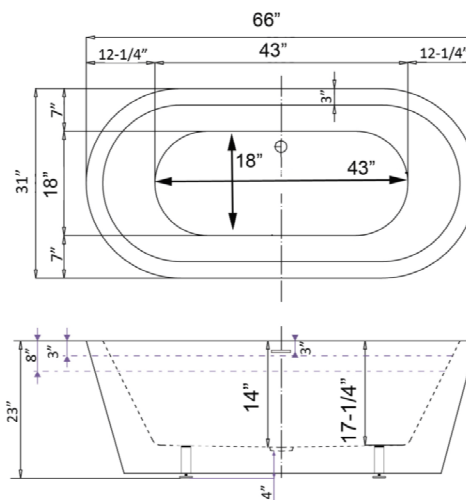
- ▶ Interior and exterior walls acrylic sheets
- ▶ Overflow slot with integrated drain
- ▶ Drain included
- ▶ Drain and overflow cover included
- ▶ Angle slope of tub: 62°
- ▶ Rim is 3-1/2" wide
- ▶ IAPMO certified
- ▶ No faucet holes
- ▶ Includes built-in adjusters
- ▶ Tub is thoroughly inspected before shipment
- ▶ Option to add foam insulation between tub walls available
- ▶ **New:** Air jet system now available, more info on page 2



Finishes:

- BN Brushed Nickel
- CP Polished Chrome
- ORB Oil Rubbed Bronze
- PB Polished Brass
- PN Polished Nickel
- WT White

Custom Colors Available (inside of tub is always white enamel):
Painted bathtubs are considered "special order" and are not returnable



Dimensions of fixture are nominal and specifications subject to change without notice.

BATHTUB AIR JET KIT

Cat. No.
AIR KIT 1, AIR KIT 2



- A** AIR JET - Bottom air jets for maximum bubble action.
- B** BLOWER - The heart of the massage system.
- C** MANIFOLD - Double back flow security prevention device.
- D** FLEXIBLE PVC HOISING - IAPMO certified.
- E** MAIN AIR INTAKE HOSE - High temperature and pressure resistant.

Air Kit is installed in tub before shipment

Features:

- ▶ 750 Watt blower motor operates system
- ▶ 300 Watt air heater warms air
- ▶ System powered by 120V
- ▶ 16 brass air jets placed in bottom of tub
- ▶ Each air jet has 24 holes
- ▶ Air jet caps available in white (AIR KIT 1) or black (AIR KIT 2)
- ▶ Includes 1 1/4" x 3' main air hose plus 1 1/4" x 9' extension hose
- ▶ Automatic system purge after each use
- ▶ Automatic safety timer turns off system after 20 minutes
- ▶ Includes water tight remote control
- ▶ Compatible with most acrylic, copper and resin tubs with no feet
- ▶ Not available with cast iron tubs or tubs with feet

INSIDE TUB VIEW - WILL VARY BY TUB DESIGN

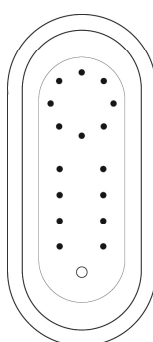


Air Jet

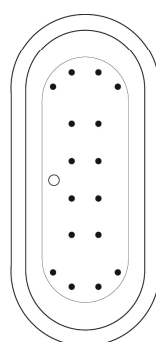


Remote

Oval bathtub
Sample jet configuration

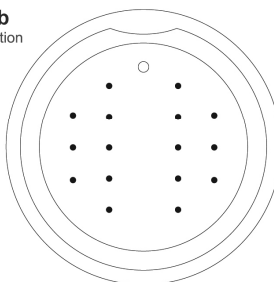


with end drain




with center drain

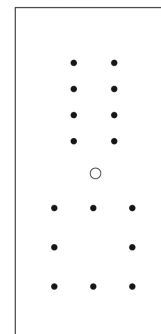
Round bathtub
Sample jet configuration



Rectangular bathtub
Sample jet configuration



with end drain



with center drain

These diagrams are general representations.
Jet placement may vary dependent on tub shape

Features:

(16) Maxi Air Jets



Elbows for air jets



Tees for air jets